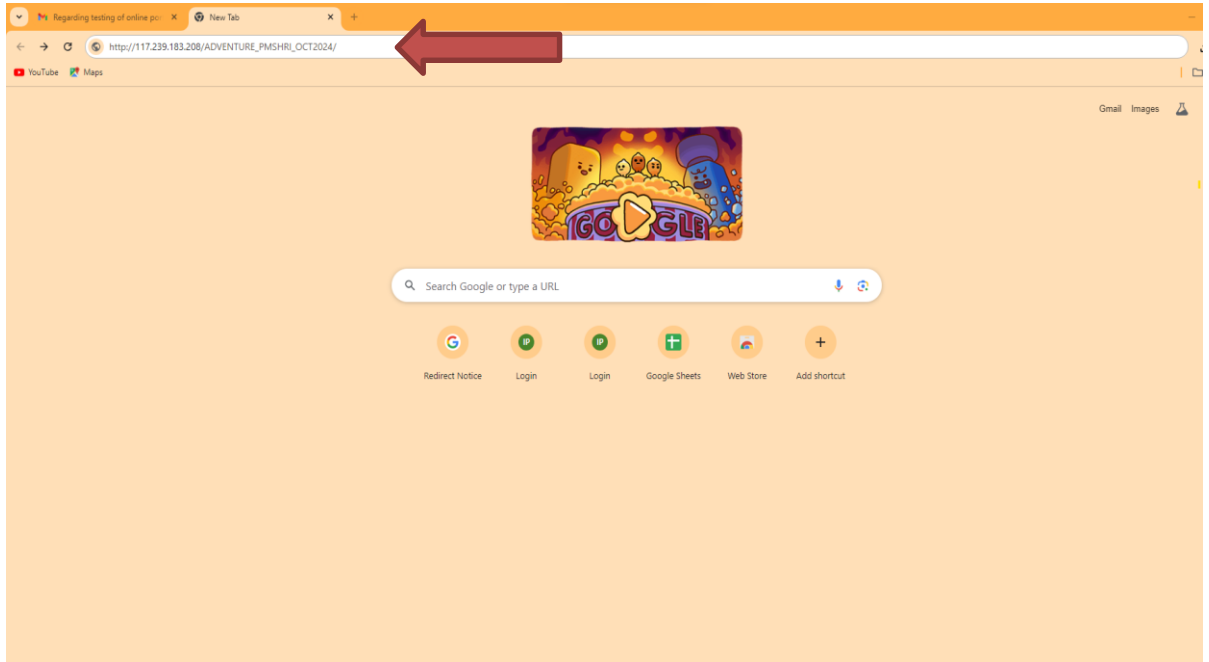


USER Manual for Adventure Camp portal.

Step: 1 Entering Address of the portal.

- Open Internet Browser in your Computer.
- Enter the address of the portal.
http://117.239.183.208/ADVENTURE_PMSHRI_OCT2024/
- Press Enter.



Step: 2 Enter MIS Username and Password of the School on portal.

- Read all instructions and click on the accepted button.

Time remaining : 5 Days 7 Hours 16 Minutes 26 Seconds



Department of School Education Haryana

महत्वपूर्ण निर्देश

- सर्वोत्तम परिणामों के लिए, कृपया Google Chrome ब्राउज़र का उपयोग करें।
[Download Chrome Browser] [Any Desk for Remote Login]
- आवेदक के द्वारा उक्त लिंक पर दिनांक 30.09.2024 (रात 11.59 बजे) तक ही आवेदन किया जा सकता है।
- यदि आपका यूजर नेम/पासवर्ड काम नहीं कर रहा है, तो उसे एमआईएस पोर्टल पर रजिस्टर्ड मोबाइल नंबर के माध्यम से "फॉरगेट पासवर्ड" विकल्प पर क्लिक करके रीसेट करें और यदि आपका रजिस्टर मोबाइल नंबर बदल गया है, तो नए एमआईएस पासवर्ड के लिए अपने डीईओ/डीईईओ से संपर्क करें। हालांकि किसी भी तरह की तकनीकी मदद के लिए हेल्प लाइन नंबर 0172-5049801 पर संपर्क करें।

MIS/OneSchoolSuite Portal Link


हां, मैंने सभी निर्देश पढ़ लिए हैं।

MIS UserName

- Screen to enter MIS Username and MIS Password will appear.
- Enter MIS username of the School.
- Enter MIS Password of the School.
- Now click on Enter Button.

Not secure 117.239.183.208/ADVENTURE_PMSHRI_OCT2024/

Time remaining : 5 Days 7 Hours 17 Minutes 30 Seconds



Department of School Education Haryana

ONLINE APPLICATION FOR ADVENTURE CAMP (ONLY FOR PM SHRI SCHOOLS TOTAL 235 SCHOOLS [9TH TO 12TH STUDENTS])

USER MANUAL (HOW TO UPLOAD THE DATA)

NOTICE

Please use your School MIS UserName and Password

Already Registered User on MIS

MIS UserName

MIS Password

Submit

{{!bmsg}}

HelpLine No: 0172-5049801 For any query:
yec.hssp1@gmail.com

Developed By: ITCELL, DSE

Step: 3 Dashboard of the School.

- After clicking Submit Button Dashboard of the school will appear with details of your School.

The screenshot displays the 'SCHOOL LEVEL DASHBOARD' interface. On the left, there are navigation links: 'Entry Form Class 11th to 12th', 'Entry Form Escort Teachers', and 'Teachers'. The main content area is divided into two sections: '[SCHOOL DETAILS]' and 'STUDENT DETAILS'.

[SCHOOL DETAILS]

School Code (MIS):	1
UDISE Code:	06020405406
School Type:	Senior Secondary
School Name:	Government Senior Secondary School Ugala
School Address:	Ugala
School PIN Code:	133205
School District:	Ambala

STUDENT DETAILS

StudentAadhar	Class	Student SRN	StudentName	StudentFatherName	StudentDOB	StudentGender	EntryDate	Update	View
773652393182	12	1603415373	ABHISHEK	NA	22-08-2005	male	06-09-2023	Update	View
420697871012	12	1400150639	AKANKSHA	RAMESH CHAND	08-08-2007	female	06-09-2023	Update	View
360874644894	12	1400361625	ANCHAL	RAJ KUMAR	19-09-2006	female	06-09-2023	Update	View
961127481557	12	1400177510	ANJALI	GURMEL SINGH	10-01-2007	female	06-09-2023	Update	View

- For entering 11th to 12th student's data click on Entry from Class 11th to 12th button.
- For entering Escort Teachers data click on Entry from Escort Teachers button.



APPLICATION FORM FOR ADVENTURE CAMP

Department of School Education

Log Out
Welcome SchoolCode: 1

[Entry Form Class 11th to 12th](#)[Entry Form Escort Teachers](#)

SCHOOL LEVEL DASHBORD

Click to Enter the Data of 11 and 12th Class student.

Click to Enter the Data of Escort Teachers.

[SCHOOL DETAILS]

School Code (MIS):	<input type="text" value="1"/>
UDISE Code:	<input type="text" value="06020405406"/>
School Type:	<input type="text" value="Senior Secondary"/>
School Name:	<input type="text" value="Government Senior Secondary School Ugala"/>
School Address:	<input type="text" value="Ugala"/>
School PIN Code:	<input type="text" value="133205"/>
School District:	<input type="text" value="Ambala"/>

STUDENT DETAILS

StudentAadhar	Class	Student SRN	StudentName	StudentFatherName	StudentDOB	StudentGender	EntryDate	Update	View
773652393182	12	1603415373	ABHISHEK	NA	22-09-2005	male	06-09-2023	Update	View
420697871012	12	1400150639	AKANKSHA	RAMESH CHAND	08-08-2007	female	06-09-2023	Update	View
380874644894	12	1400361625	ANCHAL	RAJ KUMAR	19-09-2006	female	06-09-2023	Update	View
861127461557	12	1400177510	ANJALI	GURMEL SINGH	10-01-2007	female	06-09-2023	Update	View

Step: 4 Filling Details of Students.

- A form for filling the details of the students will appear after clicking Entry from Class 11th to 12th button.

REGISTRATION FORM FOR CLASS 11TH AND CLASS 12TH

STUDENT DETAILS

CLASS :	<input type="text" value="11th"/>
Student SRN :	<input type="text"/> <input type="button" value="Search Record"/>
STUDENT NAME :	<input type="text"/>
STUDENT FATHER NAME :	<input type="text"/>
STUDENT DATE OF BIRTH :	<input type="text"/>
STUDENT GENDER :	<input type="text"/>
STUDENT AADHAR :	<input type="text"/>
STUDENT MOBILE :	<input type="text"/>

POINT [1 & 2]

S#	CRITERIA	NATIONAL LEVEL	STATE LEVEL	DISTRICT LEVEL	BLOCK LEVEL
1	Games/ Sports organised under the direction of the Department/ Games organised under Khelo India under the direction of Department of Sports.	<input type="text" value="--Position--"/> <input type="button" value="Upload File"/>	<input type="text" value="--Position--"/> <input type="button" value="Upload File"/>	<input type="text" value="--Position--"/> <input type="button" value="Upload File"/>	<input type="text" value="--Position--"/> <input type="button" value="Upload File"/>
2	Achievement in any State/ National level competition organised under the direction of Department such as Cultural fest, Legal literacy, Quiz, Kala Utsav, Bal Rang, Gita Jayanti, Eco club, Self-defence, Beti Bachao Beh Padhao, Swachh Bharat Abhiyan, Ek Bharat Shrestha Bharat, Carrier Guidance Mela, Co-Curricular Activities such as Painting competition, Quiz, Essay Writing,	<input type="text" value="--Position--"/> <input type="button" value="Upload File"/>	<input type="text" value="--Position--"/> <input type="button" value="Upload File"/>	<input type="text" value="--Position--"/> <input type="button" value="Upload File"/>	<input type="text" value="--Position--"/> <input type="button" value="Upload File"/>

- Now select the class of the student from dropdown.
- Enter the SRN of the Student and press Search record button.

REGISTRATION FORM FOR CLASS 11TH AND CLASS 12TH

STUDENT DETAILS

CLASS :

Select Class of Student.

Student SRN :

Enter SRN of the Student
and Press Search Record.

STUDENT NAME :

STUDENT FATHER NAME :

STUDENT DATE OF BIRTH :

STUDENT GENDER :

STUDENT AADHAR :

STUDENT MOBILE :

ADVENTURE CAMP DETAILS

Name of Camp :


STUDENT PHOTO [Note- Photograph is mandatory]

PHOTOGRAPH (STUDENT)

Click on below image to upload the passport size photo (upto 100 KB)



- After searching some details of the student will automatically filled on the portal.
- The details which are not filled automatically, kindly fill those details manually like Student Mobile.
- Now press the Name of Camp Button and from Drop Down list of Camps select the camp in which student want to participate.

STUDENT DETAILS	
CLASS :	12th <input type="text"/>
Student SRN :	1603415373 <input type="button" value="Search Record"/>
STUDENT NAME :	ABHISHEK <input type="text"/>
STUDENT FATHER NAME :	NA <input type="text"/>
STUDENT DATE OF BIRTH :	22-08-2005 <input type="text"/>
STUDENT GENDER :	male <input type="text"/>
STUDENT AADHAR :	773652393182 <input type="text"/>
STUDENT MOBILE :	NA <input type="text"/>
ADVENTURE CAMP DETAILS	
Name of Camp :	<input type="text" value="--Select--"/>  From Drop Down Menu select the Camp.
STUDENT PHOTO <small>[Note:- Photograph is mandatory]</small>	
PHOTOGRAPH (STUDENT)	


Step: 5 Uploading Passport Size photo.

- Click on the passport size photo icon.

[Note:- Photograph is mandatory]

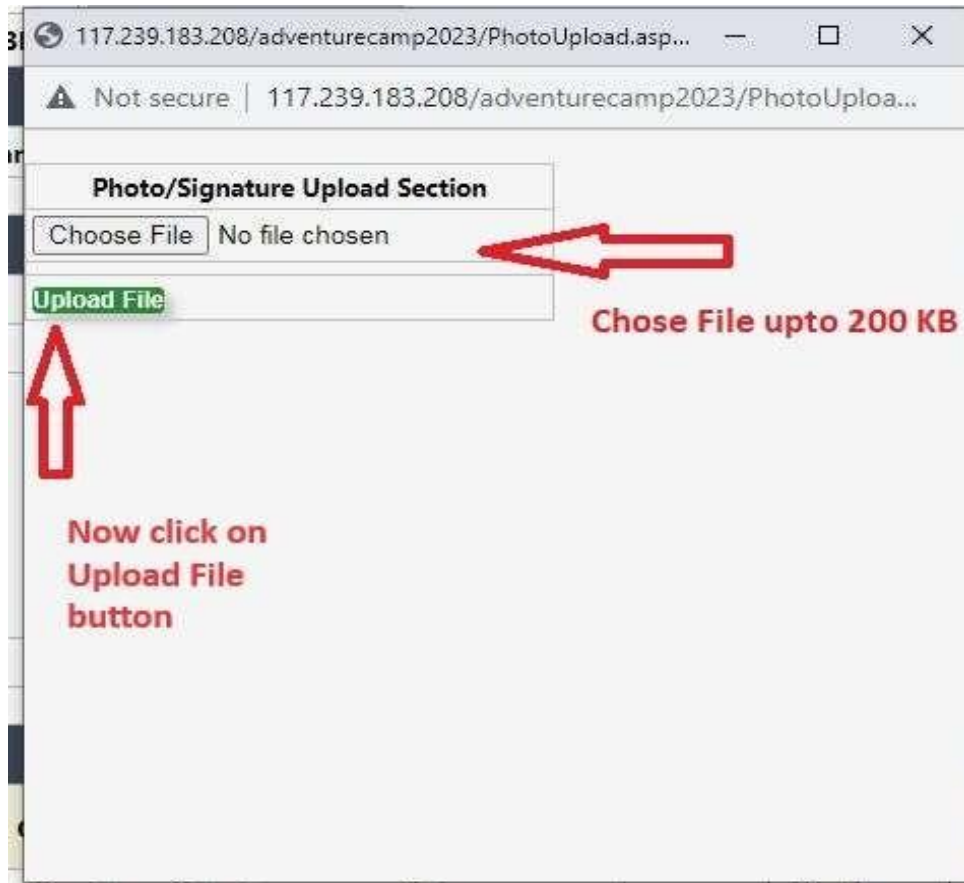
PHOTOGRAPH (STUDENT)

Click on below image to upload the passport size photo (upto 100 KB)




Click to upload Passport Size Photo upto 200 KB.

- A popup window will appear now.
- Now click on choose file button and select passport size of the student up to 200 KB.
- Now click on upload file.
- Click on Fetch passport size photo.



Step: 6 Entering Criteria point 1 & 2.

- After entering basic details of the students enter the Criteria for the student.
- Select position from dropdown menu and click on upload file button a popup will appear as shown below.
- Now upload certificate file in PDF format maximum size up to 1 MB.

ADVENTURE CAMP

localhost:51094/AdventureCamp/StudentEntry_910.aspx

Student SRN: 2201030290 Search Record

STUDENT NAME: PARAS

STUDENT FATHER NAME: HSJDJS

STUDENT DATE OF BIRTH: 3/10/2008 12:00:00 AM

STUDENT GENDER: Male

STUDENT AADHAR: 123456789012

STUDENT MOBILE: 1234567890

Select Position of the student

POINT (1 & 2)

S#	CRITERIA	NATIONAL LEVEL	STATE LEVEL	DISTRICT LEVEL	BLOCK LEVEL
1	Games/ Sports organised under the direction of the Department/ Games organised under <i>Khelo India</i> under the direction of Department of Sports.	-Position- Position 1st 2nd 3rd None -Position- Upload File	-Position- Upload File	-Position- Upload File	-Position- Upload File
2	Achievement in any State/ National level competition organised under the direction of Department such as Cultural fest, Legal literacy, Quiz, Kala Utsav, Bal Rang, Gita Jayanti, Eco club, Self-defence, Beti Bachao Beh Padhao, Swachh Bharat Abhiyan, Ek Bharat Shrestha Bharat, Carrier Guidance Mela, Co-Curricular Activities such as Painting competition, Quiz, Essay Writing, Declamation etc.	-Position- Upload File	-Position- Upload File	-Position- Upload File	-Position- Upload File

POINT-3

S#	CRITERIA	PERCENTAGE
----	----------	------------

Click on Upload file button a popup will appear and upload a pdf certificate of upto 200 kb.

localhost:51094/AdventureCamp/FileUpload.aspx?SRN...

localhost:51094/AdventureCamp/FileUpload.aspx?SRNO=4&srn=...

File Upload Section

Choose File dummy-pdf_2.pdf

Upload File

Choose PDF file upto 200 kb for uploading.

Click on Upload file button.

- Similarly fill all details and upload all certificates

Step: 7 Accepting all Declarations and Certificates.

- Now click on all Declaration and Certificate to accept.
- Click on the Save Button.

PART-7 [DECLARATION IN RESPECT OF MEDICAL FITNESS AND CONSENT FROM PARENTS/GURDIANS]

VERIFIED THAT THE STUDENT DOES NOT HAVE ANY SIGNIFICANT PRESENT/PAST ILLNESS

VERIFIED THAT THE STUDENT DOES NOT UNDERGONE ANY MAJOR OPERATION RECENTLY

VERIFIED THAT THE STUDENT DOES NOT HAVE ANY KNOWN ALLERGY TO DRUGS OR FOOD STUFF

VERIFIED THAT THE PARENTS/GUARDIAN HAVE GIVEN AUTHORIZATION/CONSENT FOR THE PARTICIPATION IN THE SAID PROGRAMME

PART-8 [DECLARATION BY CONCERNED SCHOOL HEAD]

IT IS CERTIFIED THAT THE ABOVE SAID INFORMATION, PROVIDED BY ME IS TRUE AND CORRECT TO BEST OF MY KNOWLEDGE

Accept all declarations and Certificates.

[Save](#) Click on the save Button.

Step: 8 Editing and View of filled form.

- After saving details of the students the data of the student will appear on Dashboard of the School on portal.
- For any updation in the data of the student click on update button on dashboard.

Entry Form Class 9th to 10th

Entry Form Class 11th to 12th

Entry Form Escort Teachers

SCHOOL LEVEL DASHBOARD

[SCHOOL DETAILS]

School Code (MIS): 4401

UDISE Code: 06180102202

School Type: Senior Secondary

School Name: Government Senior Secondary School Sarai Alawardi

School Address: Sarai Alawardi

School PIN Code: 122017

School District: Gurugram

For any updation in the data click on Update Button.

STUDENT DETAILS

StudentAadhar	Class	Student SRN	StudentName	StudentFatherName	StudentDOB	StudentGender	EntryDate	Update	View
692452096302	11	1605950341	CHANDNI KUMARI	ABHAY ANAND SHARMA	20-06-2007	Female	10-11-2022	Update	View
468216973384	11	1508753444	JHUHI	PARMOD SINGH	20-08-2006	Female	10-11-2022	Update	View
594911618262	11	1508510164	MINAKSHI	VIJAY KUMAR SAHU	28-10-2006	Female	09-11-2022	Update	View
349850642643	11	1702066276	NANCY JHA	VARUN JHA	23-08-2006	Female	10-11-2022	Update	View
323353004664	12	1509333885	RANJEET	RAM BABU	12-02-2005	Male	10-11-2022	Update	View
715596414419	12	1509332778	VISHAL	PANKAJ	15-09-2003	Male	10-11-2022	Update	View

To view the filled data of the student click on View Button.

- For viewing filled data of the student click on View Button on dashboard

